

# RIVA RESIDENCE

*Since 1970*



For Enquiry 04 303 9333 | [www.rivaresidence.net](http://www.rivaresidence.net)

# FLOOR & APARTMENT PLANS

Typical 1 (2<sup>nd</sup> - 4<sup>th</sup> & 7<sup>th</sup>)

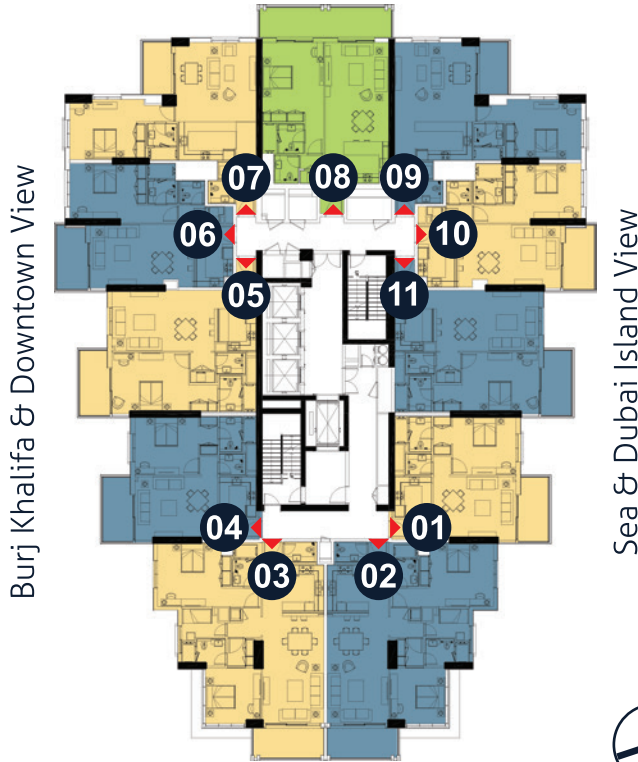
10% ON BOOKING | 30% DURING CONSTRUCTION

PAYMENT PLAN

60% ON HAND OVER



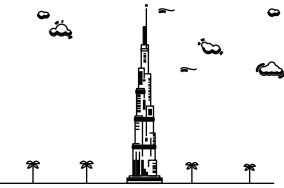
Sunset & Sea View



Burj Khalifa & Downtown View

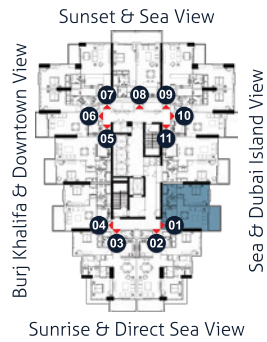
Sea & Dubai Island View

Sunrise & Direct Sea View



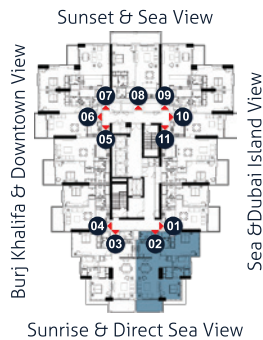


Unit # 01 : 1BR Type 1(A)  
 Apartment Area : 708 Sq.Ft  
 Balcony : 93 Sq.Ft.  
 Total Area : 801 Sq.Ft.



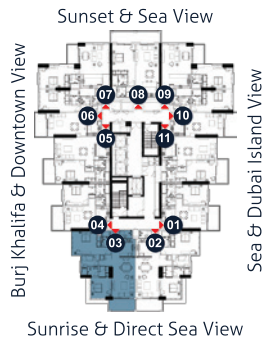


Unit # 02 : 2BR Type 1(A)  
 Apartment Area : 1,212 Sq.Ft.  
 Balcony : 111 Sq.Ft.  
 Total Area : 1,322 Sq.Ft.



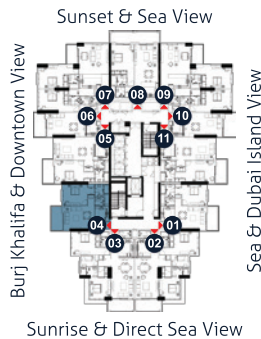


Unit # 03 : 2BR Type 1(A)  
 Apartment Area : 1,212 Sq.Ft.  
 Balcony : 111 Sq.Ft.  
 Total Area : 1,322 Sq.Ft.



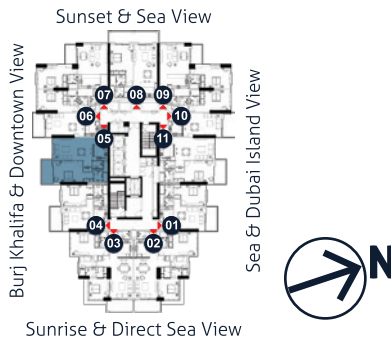


Unit # 04 : 1BR Type 1(A)  
 Apartment Area : 708 Sq.Ft  
 Balcony : 93 Sq.Ft.  
 Total Area : 801 Sq.Ft.





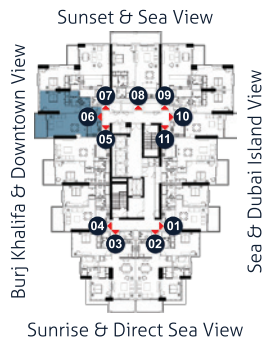
Unit # 05 : 1BR Type 2(A)  
 Apartment Area : 855 Sq.Ft  
 Balcony : 93 Sq.Ft.  
 Total Area : 948 Sq.Ft.





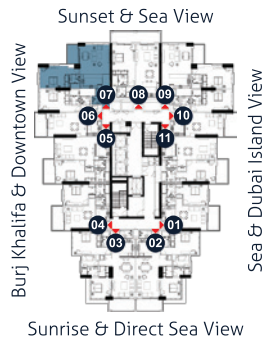


Unit # 06 : 1BR Type 3(A)  
 Apartment Area : 803 Sq.Ft.  
 Balcony : 99 Sq.Ft.  
 Total Area : 902 Sq.Ft.



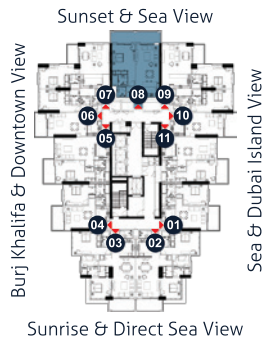


Unit # 07 : 1BR Type 4  
 Apartment Area : 878 Sq.Ft.  
 Balcony : 80 Sq.Ft.  
 Total Area : 958 Sq.Ft.



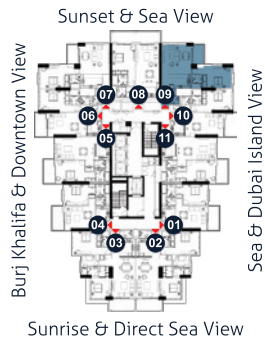


Unit # 08 : 1BR Type 5  
 Apartment Area : 880 Sq.Ft.  
 Balcony : 203 Sq.Ft.  
 Total Area : 1,083 Sq.Ft.



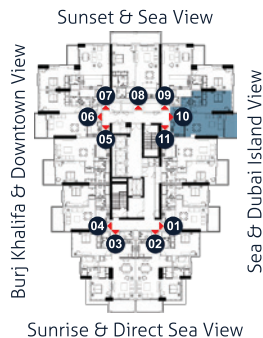


Unit # 09 : 1BR Type 4  
 Apartment Area : 876 Sq.Ft.  
 Balcony : 80 Sq.Ft.  
 Total Area : 956 Sq.Ft.



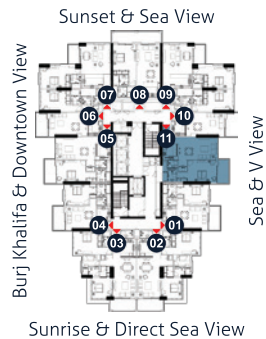


Unit # 10 : 1BR Type 3(A)  
 Apartment Area : 803 Sq.Ft.  
 Balcony : 99 Sq.Ft.  
 Total Area : 902 Sq.Ft.





Unit # 11 : 1BR Type 2(A)  
 Apartment Area : 857 Sq.Ft  
 Balcony : 93 Sq.Ft.  
 Total Area : 950 Sq.Ft.



5<sup>th</sup> Floor

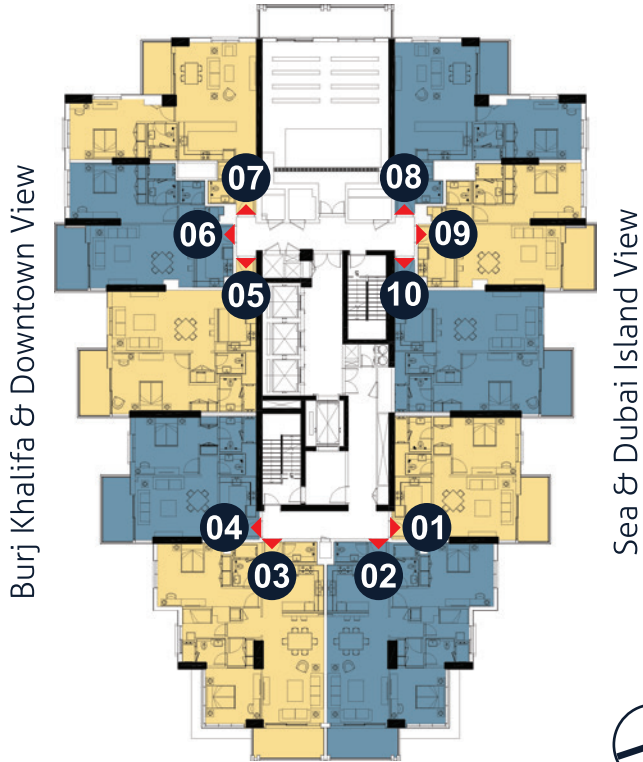
10% ON BOOKING | 30% DURING CONSTRUCTION

PAYMENT PLAN

60% ON HAND OVER



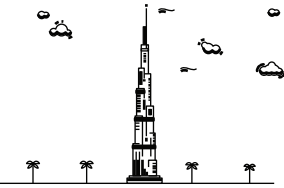
Sunset & Sea View



Burj Khalifa & Downtown View

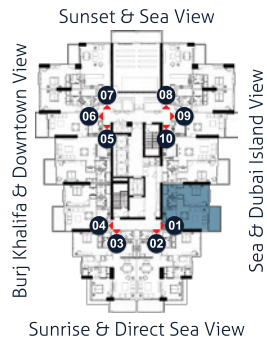
Sea & Dubai Island View

Sunrise & Direct Sea View





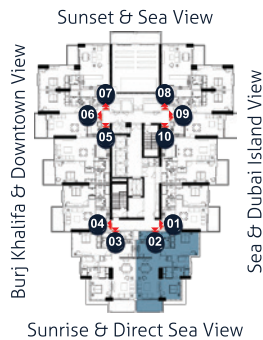
Unit # 01 : 1BR Type 1(A)  
 Apartment Area : 708 Sq.Ft  
 Balcony : 93 Sq.Ft.  
 Total Area : 801 Sq.Ft.





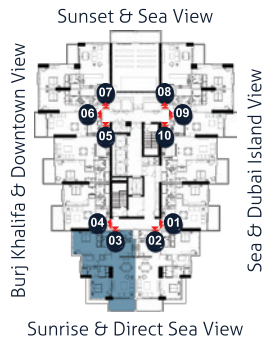


Unit # 02 : 2BR Type 1(A)  
 Apartment Area : 1,212 Sq.Ft.  
 Balcony : 111 Sq.Ft.  
 Total Area : 1,322 Sq.Ft.



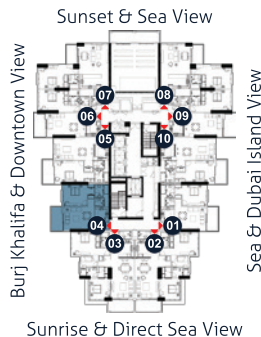


Unit # 03 : 2BR Type 1(A)  
 Apartment Area : 1,212 Sq.Ft.  
 Balcony : 111 Sq.Ft.  
 Total Area : 1,322 Sq.Ft.



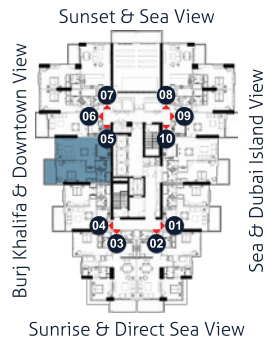


Unit # 04 : 1BR Type 1(A)  
 Apartment Area : 708 Sq.Ft  
 Balcony : 93 Sq.Ft.  
 Total Area : 801 Sq.Ft.



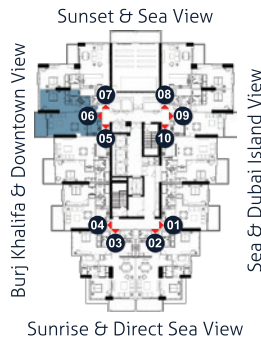


Unit # 05 : 1BR Type 2(A)  
 Apartment Area : 855 Sq.Ft  
 Balcony : 93 Sq.Ft.  
 Total Area : 948 Sq.Ft.



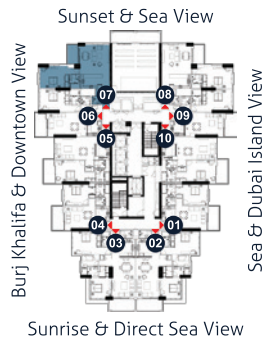


Unit # 06 : 1BR Type 3(A)  
 Apartment Area : 803 Sq.Ft.  
 Balcony : 99 Sq.Ft.  
 Total Area : 902 Sq.Ft.



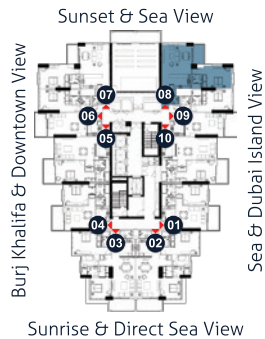


Unit # 07 : 1BR Type 4  
 Apartment Area : 878 Sq.Ft.  
 Balcony : 80 Sq.Ft.  
 Total Area : 958 Sq.Ft.



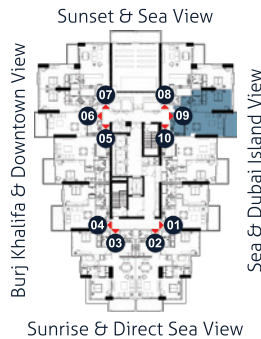


Unit # 08 : 1BR Type 4  
 Apartment Area : 876 Sq.Ft.  
 Balcony : 80 Sq.Ft.  
 Total Area : 956 Sq.Ft.





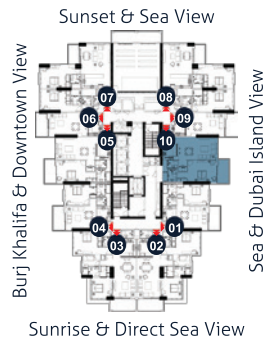
Unit # 09 : 1BR Type 3(A)  
 Apartment Area : 803 Sq.Ft.  
 Balcony : 99 Sq.Ft.  
 Total Area : 903 Sq.Ft.







Unit # 10 : 1BR Type 2(A)  
 Apartment Area : 857 Sq.Ft  
 Balcony : 93 Sq.Ft.  
 Total Area : 950 Sq.Ft.



6<sup>th</sup> Floor

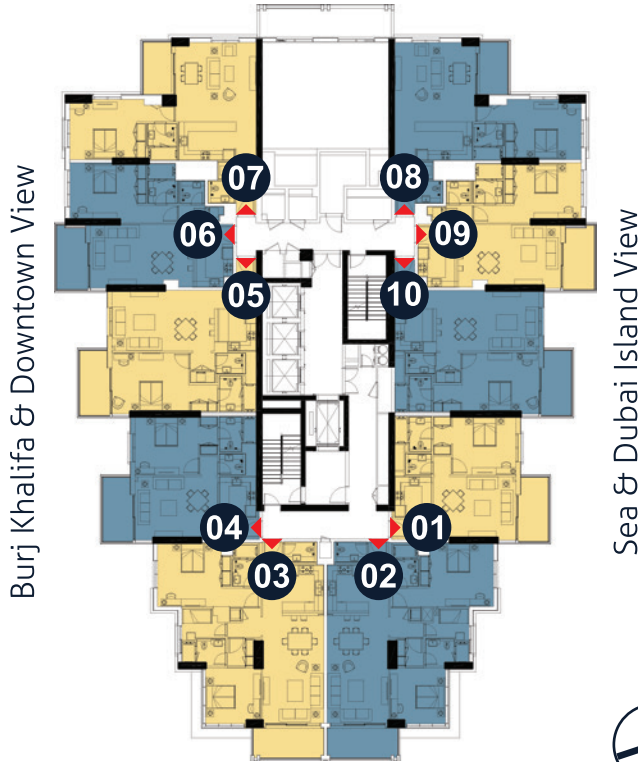
10% ON BOOKING | 30% DURING CONSTRUCTION

PAYMENT PLAN

60% ON HAND OVER



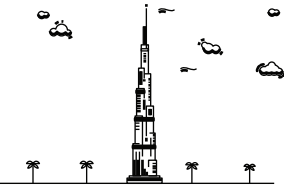
Sunset & Sea View



Burj Khalifa & Downtown View

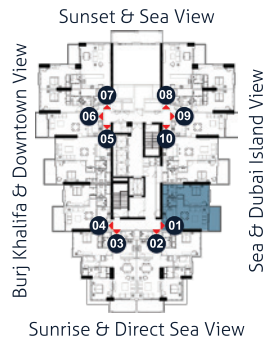
Sea & Dubai Island View

Sunrise & Direct Sea View



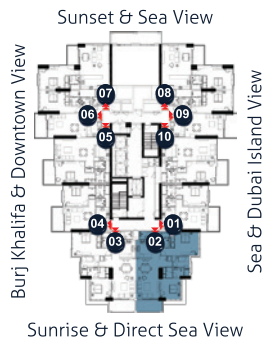


Unit # 01 : 1BR Type 1(A)  
 Apartment Area : 708 Sq.Ft  
 Balcony : 93 Sq.Ft.  
 Total Area : 801 Sq.Ft.



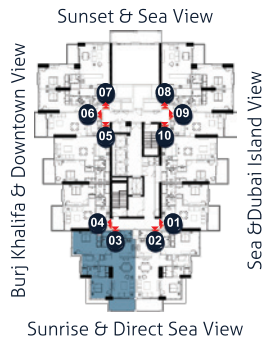


Unit # 02 : 2BR Type 1(A)  
 Apartment Area : 1,212 Sq.Ft.  
 Balcony : 111 Sq.Ft.  
 Total Area : 1,322 Sq.Ft.



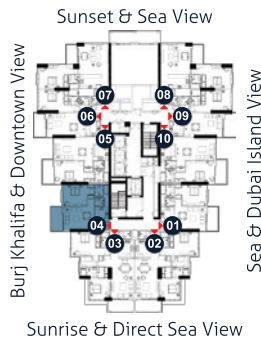


Unit # 03 : 2BR Type 1(A)  
 Apartment Area : 1,212 Sq.Ft.  
 Balcony : 111 Sq.Ft.  
 Total Area : 1,322 Sq.Ft.



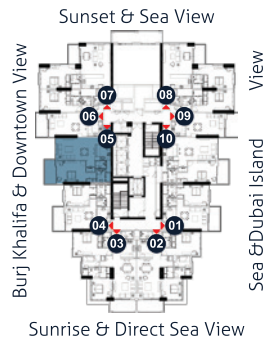


Unit # 04 : 1BR Type 1(A)  
 Apartment Area : 708 Sq.Ft  
 Balcony : 93 Sq.Ft.  
 Total Area : 801 Sq.Ft.



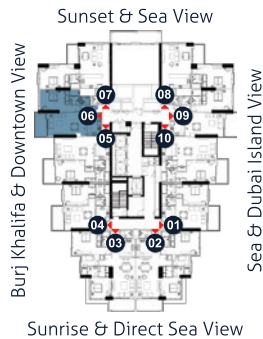


Unit # 05 : 1BR Type 2(A)  
 Apartment Area : 855 Sq.Ft  
 Balcony : 93 Sq.Ft.  
 Total Area : 948 Sq.Ft.





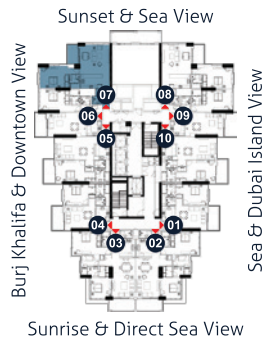
Unit # 06 : 1BR Type 3(A)  
 Apartment Area : 803 Sq.Ft.  
 Balcony : 99 Sq.Ft.  
 Total Area : 902 Sq.Ft.





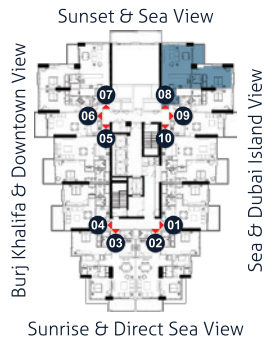


Unit # 07 : 1BR Type 4  
 Apartment Area : 878 Sq.Ft.  
 Balcony : 80 Sq.Ft.  
 Total Area : 958 Sq.Ft.



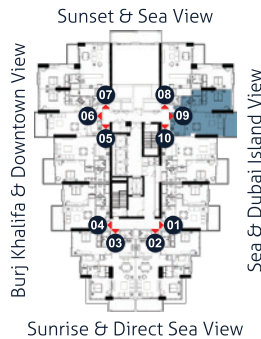


Unit # 08 : 1BR Type 4  
 Apartment Area : 876 Sq.Ft.  
 Balcony : 80 Sq.Ft.  
 Total Area : 956 Sq.Ft.



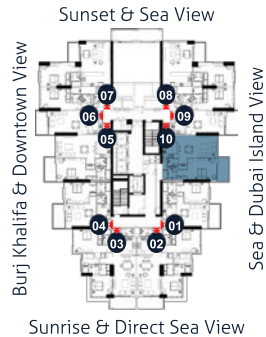


Unit # 09 : 1BR Type 3(A)  
 Apartment Area : 803 Sq.Ft.  
 Balcony : 99 Sq.Ft.  
 Total Area : 903 Sq.Ft.





Unit # 10 : 1BR Type 2(A)  
 Apartment Area : 857 Sq.Ft  
 Balcony : 93 Sq.Ft.  
 Total Area : 950 Sq.Ft.



Typical 2 (8<sup>th</sup> - 10<sup>th</sup>)

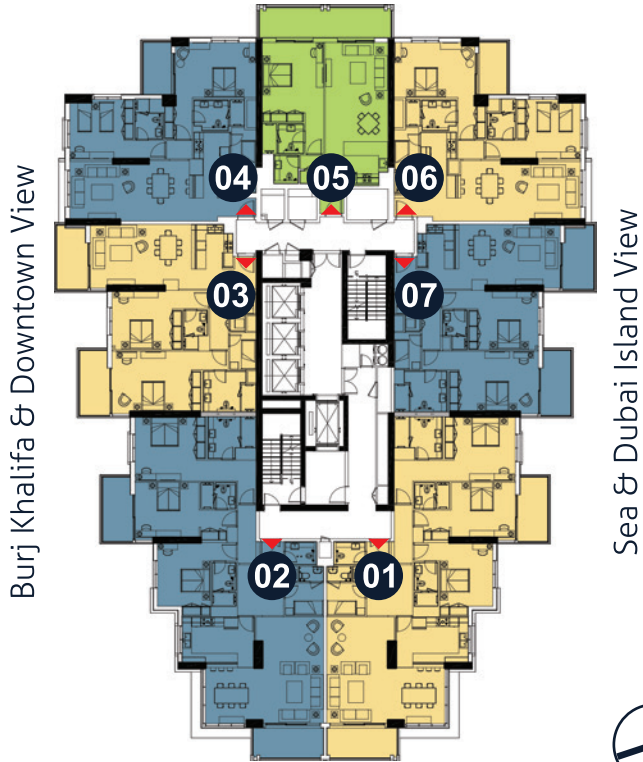
10% ON BOOKING | 30% DURING CONSTRUCTION

PAYMENT PLAN

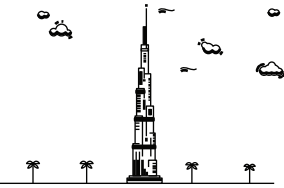
60% ON HAND OVER



Sunset & Sea View



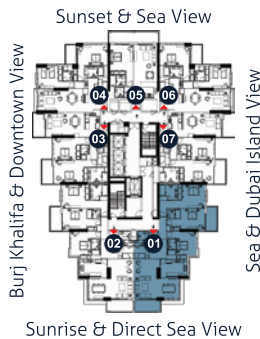
Sunrise & Direct Sea View

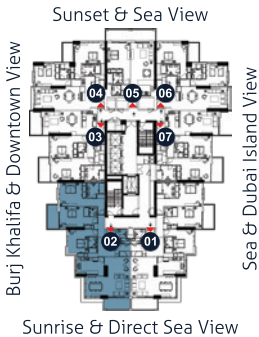


Floor Plan: 1. All dimensions are in imperial and metric and measured from finish to finish excluding construction tolerance. 2. All material, dimensions and drawings are approximate only. 3. Information is subject to change without notice at developer's absolute discretion. 4. Actual area may vary from the stated area. 5. Drawings are not to scale. 6. All images used are for illustrative purpose only and do not represent actual size, features, specification, fittings and furnishings. 7. The developer reserves the rights to make revisions / alterations, at its absolute discretion, without any liabilities whatsoever.



Unit # 01 : 3BR Type 1  
 Apartment Area : 1,922 Sq.Ft  
 Balcony : 204 Sq.Ft.  
 Total Area : 2,126 Sq.Ft.

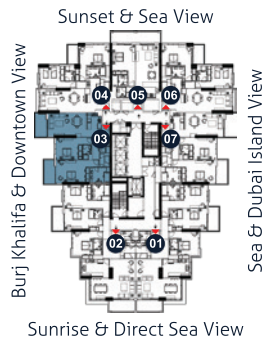




Unit # 02	: 3BR Type 1
Apartment Area	: 1,922 Sq.Ft
Balcony	: 204 Sq.Ft.
Total Area	: 2,126 Sq.Ft.



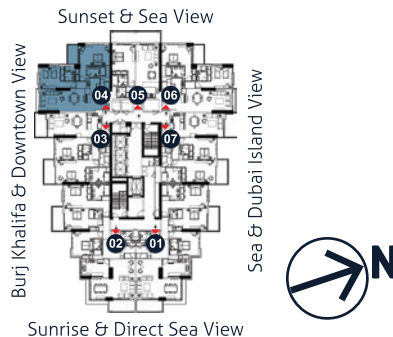
Unit # 03 : 2BR Type 2  
 Apartment Area : 1,289 Sq.Ft  
 Balcony : 192 Sq.Ft.  
 Total Area : 1,481 Sq.Ft.







Unit # 04 : 2BR Type 3  
 Apartment Area : 1,264 Sq.Ft  
 Balcony : 80 Sq.Ft.  
 Total Area : 1,343 Sq.Ft.



Sunset & Sea View

Burj Khalifa & Downtown View

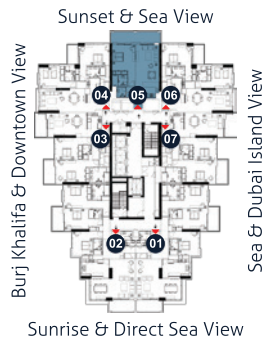
Sea & Dubai Island View



Sunrise & Direct Sea View

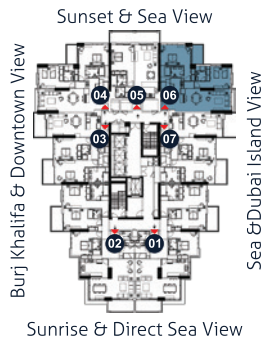


Unit # 05 : 1BR Type 5  
 Apartment Area : 881 Sq.Ft  
 Balcony : 203 Sq.Ft.  
 Total Area : 1,084 Sq.Ft.



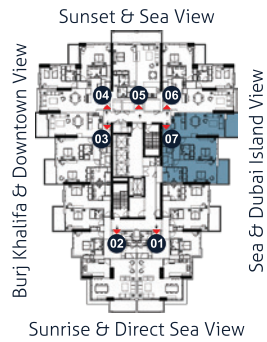


Unit # 06 : 2BR Type 3  
 Apartment Area : 1,263 Sq.Ft  
 Balcony : 79 Sq.Ft.  
 Total Area : 1,342 Sq.Ft.





Unit # 07 : 2BR Type 2  
 Apartment Area : 1,291 Sq.Ft  
 Balcony : 192 Sq.Ft.  
 Total Area : 1,483 Sq.Ft.



11<sup>th</sup> Floor

10% ON BOOKING | 30% DURING CONSTRUCTION

PAYMENT PLAN

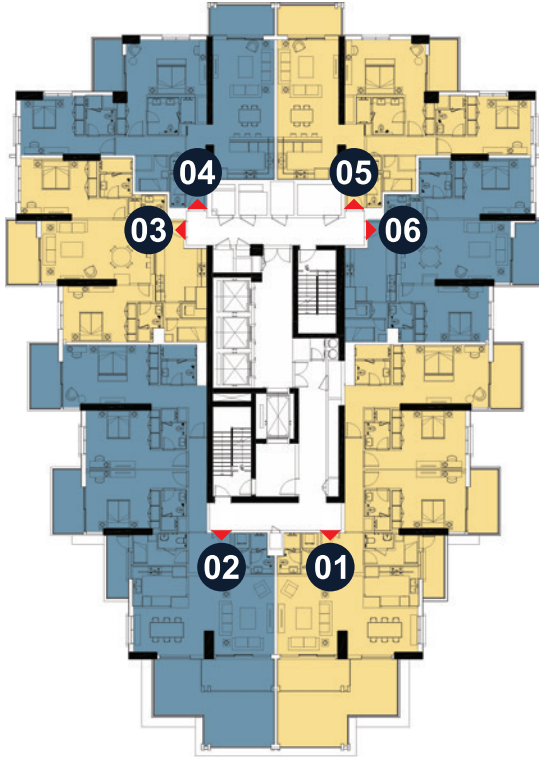
60% ON HAND OVER



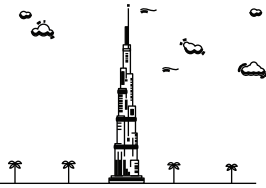
Sunset & Sea View

Burj Khalifa & Downtown View

Sea & Dubai Island View



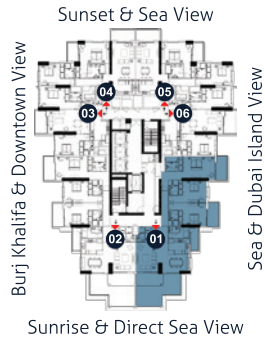
Sunrise & Direct Sea View

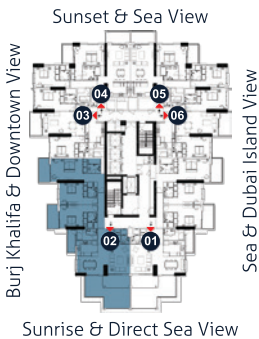


Floor Plan: 1. All dimensions are in imperial and metric and measured from finish to finish excluding construction tolerance. 2. All material, dimensions and drawings are approximate only. 3. Information is subject to change without notice at developer's absolute discretion. 4. Actual area may vary from the stated area. 5. Drawings are not to scale. 6. All images used are for illustrative purpose only and do not represent actual size, features, specification, fittings and furnishings. 7. The developer reserves the rights to make revisions / alterations, at its absolute discretion, without any liabilities whatsoever.



Unit # 01 : 3BR Type 2  
 Apartment Area : 1,938 Sq.Ft  
 Balcony : 698 Sq.Ft.  
 Total Area : 2,636 Sq.Ft.

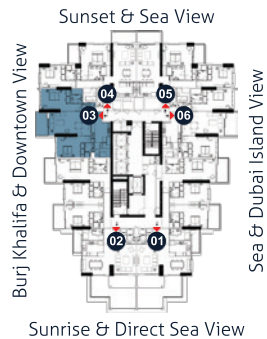




Unit # 02 : 3BR Type 2  
 Apartment Area : 1,940 Sq.Ft  
 Balcony : 698 Sq.Ft.  
 Total Area : 2,638 Sq.Ft.



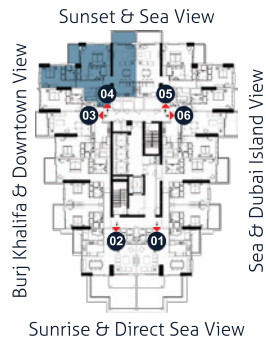
Unit # 03 : 2BR Type 4  
 Apartment Area : 1,237 Sq.Ft  
 Balcony : 99 Sq.Ft.  
 Total Area : 1,336 Sq.Ft.





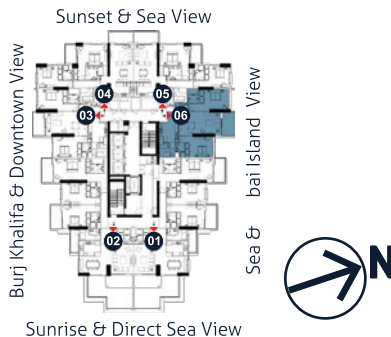


Unit # 04 : 2BR Type 5  
 Apartment Area : 1,323 Sq.Ft  
 Balcony : 181 Sq.Ft.  
 Total Area : 1,504 Sq.Ft.



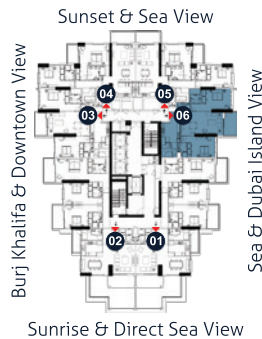


Unit # 04 : 2BR Type 5  
 Apartment Area : 1,314 Sq.Ft  
 Balcony : 181 Sq.Ft.  
 Total Area : 1,494 Sq.Ft.





Unit # 06 : 2BR Type 4  
 Apartment Area : 1,240 Sq.Ft  
 Balcony : 99 Sq.Ft.  
 Total Area : 1,339 Sq.Ft.



Typical 3 (12<sup>th</sup> - 14<sup>th</sup>)

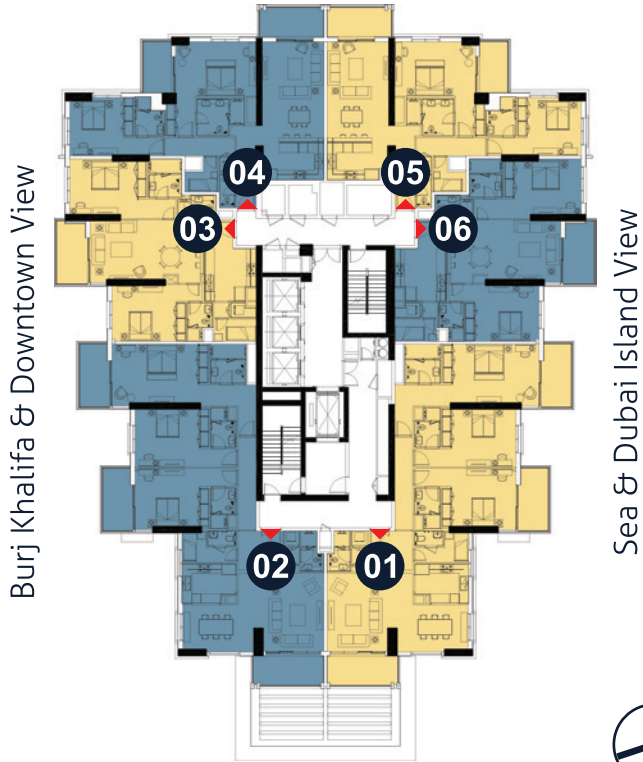
10% ON BOOKING | 30% DURING CONSTRUCTION

PAYMENT PLAN

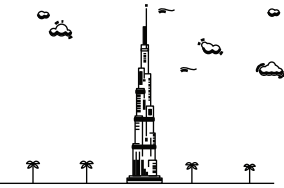
60% ON HAND OVER



Sunset & Sea View

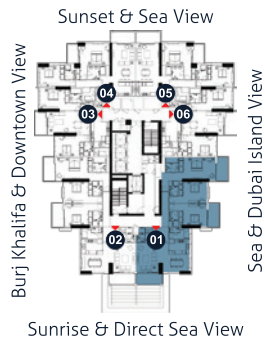


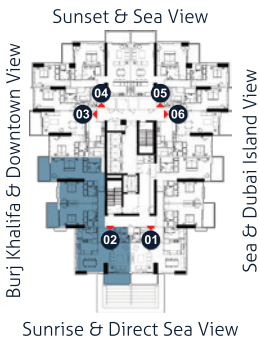
Sunrise & Direct Sea View





Unit # 01 : 3BR Type 2(A)  
 Apartment Area : 1,939 Sq.Ft  
 Balcony : 297 Sq.Ft.  
 Total Area : 2,235 Sq.Ft.

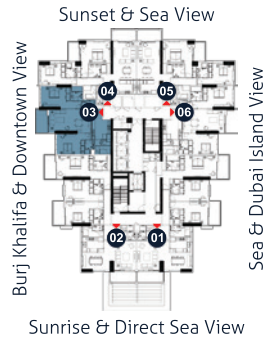




Unit # 02 : 3BR Type 2(A)  
 Apartment Area : 1,940 Sq.Ft  
 Balcony : 297 Sq.Ft.  
 Total Area : 2,237 Sq.Ft.

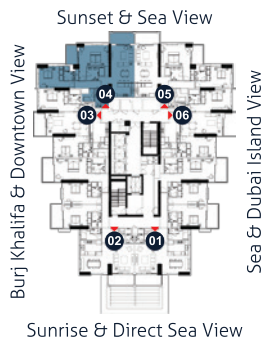


Unit # 03 : 2BR Type 4  
 Apartment Area : 1,237 Sq.Ft  
 Balcony : 99 Sq.Ft.  
 Total Area : 1,336 Sq.Ft.





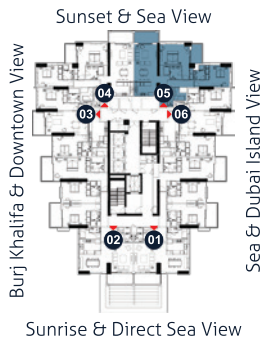
Unit # 04 : 2BR Type 5  
 Apartment Area : 1,323 Sq.Ft  
 Balcony : 181 Sq.Ft.  
 Total Area : 1,504 Sq.Ft.





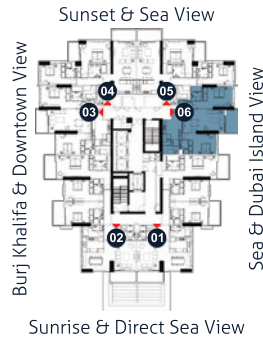


Unit # 05 : 2BR Type 5  
 Apartment Area : 1,314 Sq.Ft  
 Balcony : 181 Sq.Ft.  
 Total Area : 1,495 Sq.Ft.





Unit # 06 : 2BR Type 4  
 Apartment Area : 1,240 Sq.Ft  
 Balcony : 99 Sq.Ft.  
 Total Area : 1,339 Sq.Ft.



15<sup>th</sup> Floor

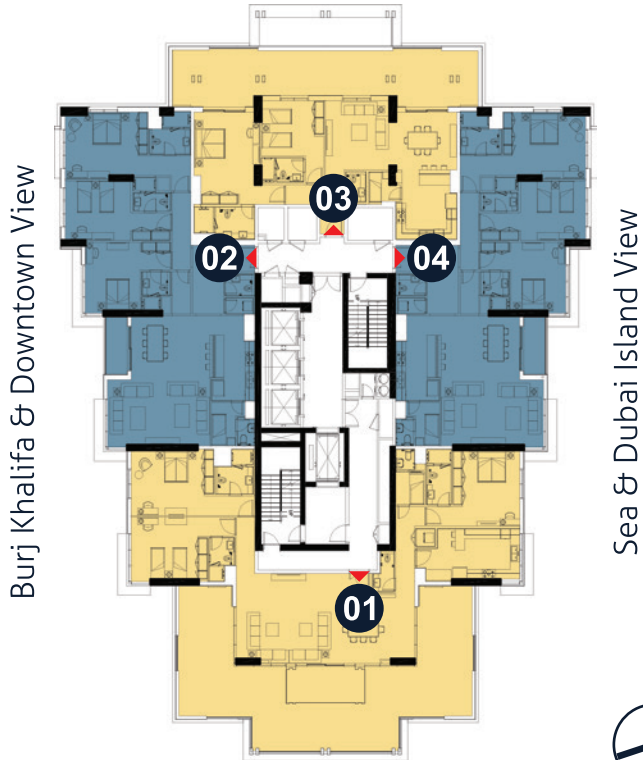
10% ON BOOKING | 30% DURING CONSTRUCTION

PAYMENT PLAN

60% ON HAND OVER



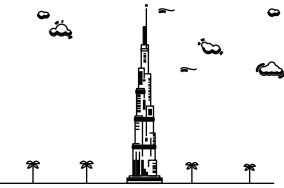
Sunset & Sea View



Burj Khalifa & Downtown View

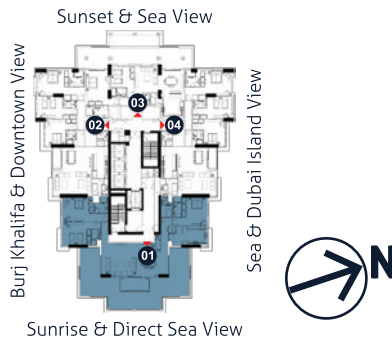
Sea & Dubai Island View

Sunrise & Direct Sea View





Unit # 01 : 3BR Type 3  
 Apartment Area : 2,147 Sq.Ft  
 Balcony : 1,251 Sq.Ft.  
 Total Area : 3,398 Sq.Ft.





Unit # 02 : 3BR Type 4  
 Apartment Area : 1,981 Sq.Ft  
 Balcony : 66 Sq.Ft.  
 Total Area : 2,047 Sq.Ft.



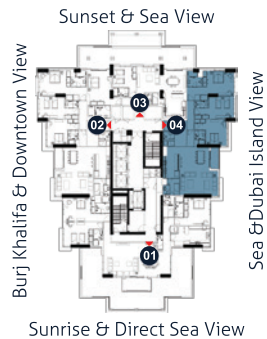


Unit # 03 : 2BR Type 5  
 Apartment Area : 1,333 Sq.Ft  
 Balcony : 734 Sq.Ft.  
 Total Area : 2,067 Sq.Ft.





Unit # 04 : 3BR Type 4  
 Apartment Area : 1,984 Sq.Ft  
 Balcony : 66 Sq.Ft.  
 Total Area : 2,050 Sq.Ft.




Typical 4 (16<sup>th</sup> - 18<sup>th</sup>)

10% ON BOOKING | 30% DURING CONSTRUCTION

PAYMENT PLAN

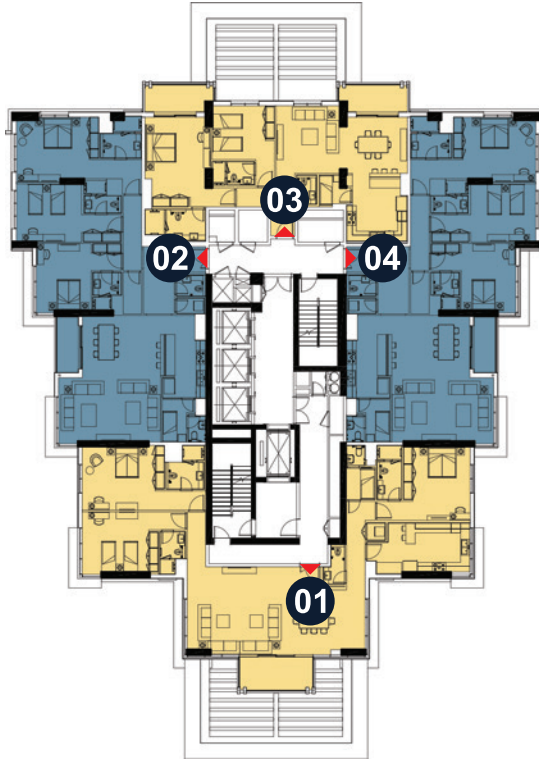
60% ON HAND OVER




Sunset & Sea View

Burj Khalifa & Downtown View

Sea & Dubai Island View



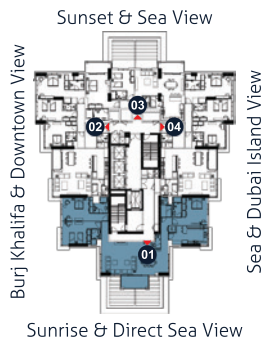
Sunrise & Direct Sea View





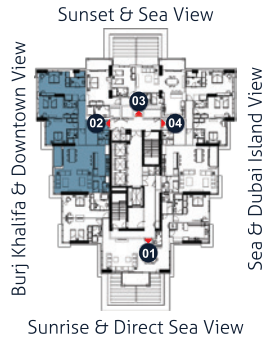


Unit # 01 : 3BR Type 3(A)  
 Apartment Area : 2,148 Sq.Ft  
 Balcony : 110 Sq.Ft.  
 Total Area : 2,258 Sq.Ft.



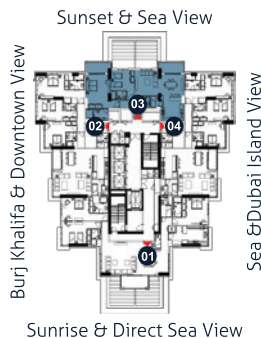


Unit # 02 : 3BR Type 4  
 Apartment Area : 1,981 Sq.Ft  
 Balcony : 66 Sq.Ft.  
 Total Area : 2,047 Sq.Ft.



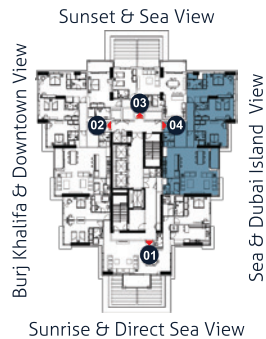


Unit # 03 : 2BR Type 5(A)  
 Apartment Area : 1,333 Sq.Ft  
 Balcony : 182 Sq.Ft.  
 Total Area : 1,515 Sq.Ft.





Unit # 04 : 3BR Type 4  
 Apartment Area : 1,984 Sq.Ft  
 Balcony : 66 Sq.Ft.  
 Total Area : 2,050 Sq.Ft.



19<sup>th</sup> Floor

10% ON BOOKING | 30% DURING CONSTRUCTION

PAYMENT PLAN

60% ON HAND OVER



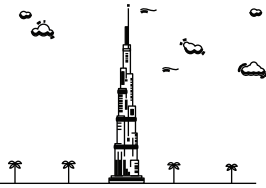
Sunset & Sea View



Burj Khalifa & Downtown View

Sea & Dubai Island View

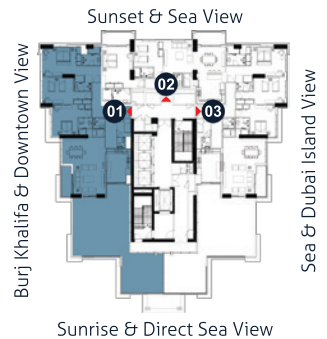
Sunrise & Direct Sea View



Floor Plan: 1. All dimensions are in imperial and metric and measured from finish to finish excluding construction tolerance. 2. All material, dimensions and drawings are approximate only. 3. Information is subject to change without notice at developer's absolute discretion. 4. Actual area may vary from the stated area. 5. Drawings are not to scale. 6. All images used are for illustrative purpose only and do not represent actual size, features, specification, fittings and furnishings. 7. The developer reserves the rights to make revisions / alterations, at its absolute discretion, without any liabilities whatsoever.

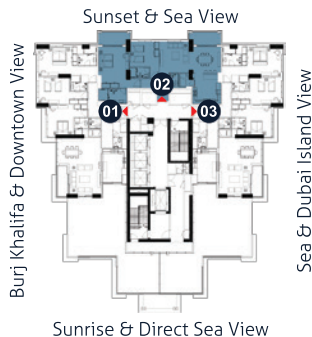


Unit # 01 : 3BR Type 5  
Apartment Area : 1,906 Sq.Ft  
Balcony : 1,180 Sq.Ft  
Total Area : 3,086 Sq.Ft.

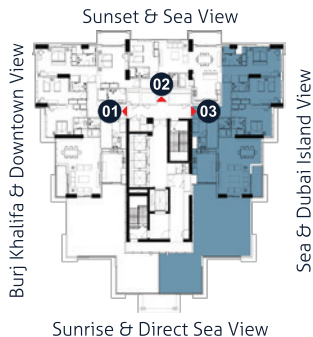




Unit # 02 : 2BR Type 5(A)  
 Apartment Area : 1,333 Sq.Ft.  
 Balcony : 182 Sq.Ft.  
 Total Area : 1,515 Sq.Ft.



Unit # 03 : 3BR Type 5  
 Apartment Area : 1,911 Sq.Ft  
 Balcony : 1,180 Sq.Ft  
 Total Area : 3,091 Sq.Ft.





Typical 5 (20<sup>th</sup> - 22<sup>nd</sup>)

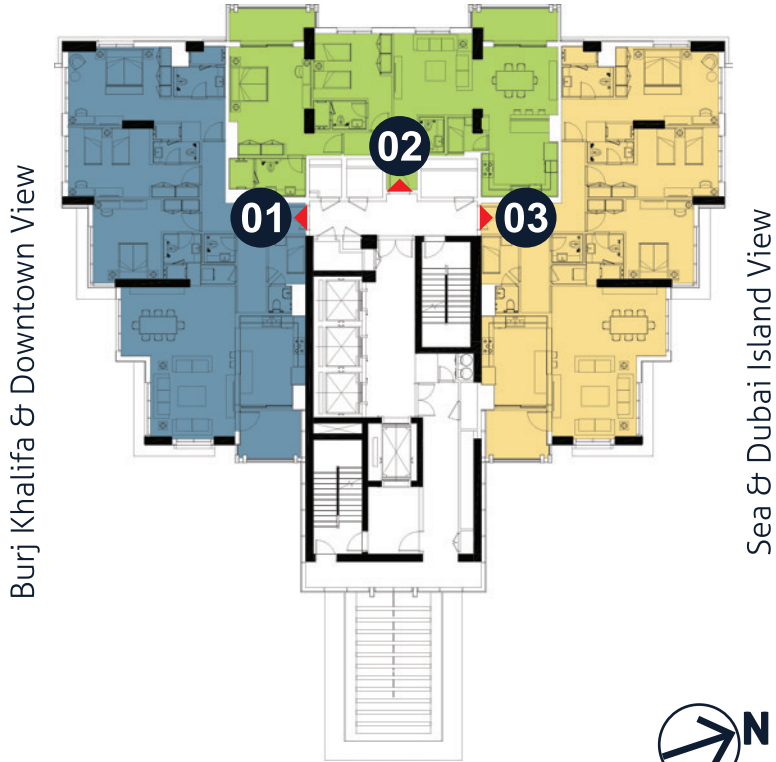
10% ON BOOKING | 30% DURING CONSTRUCTION

PAYMENT PLAN

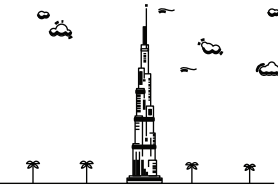
60% ON HAND OVER



Sunset & Sea View

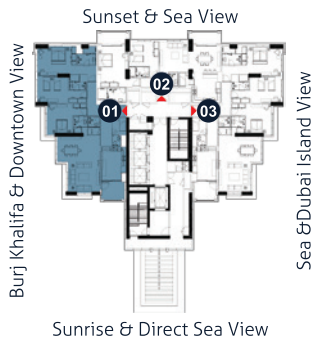


Sunrise & Direct Sea View



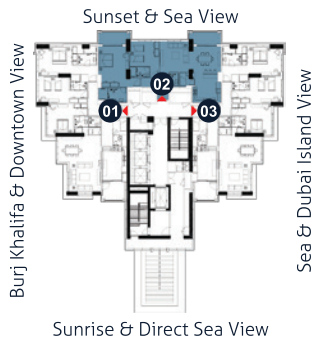


Unit # 01 : 3BR Type 6  
 Apartment Area : 1,909 Sq.Ft  
 Balcony : 97 Sq.Ft.  
 Total Area : 2,006 Sq.Ft.



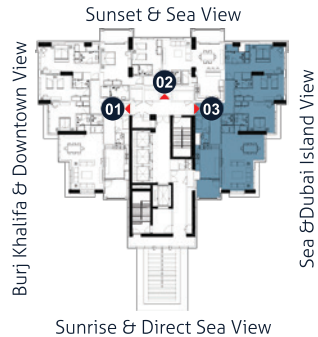


Unit # 02 : 2BR Type 5(A)  
 Apartment Area : 1,333 Sq.Ft.  
 Balcony : 182 Sq.Ft.  
 Total Area : 1,515 Sq.Ft.





Unit # 03 : 3BR Type 6  
 Apartment Area : 1,914 Sq.Ft  
 Balcony : 97 Sq.Ft.  
 Total Area : 2,011 Sq.Ft.



Typical 6 (23<sup>rd</sup> - 24<sup>th</sup>)

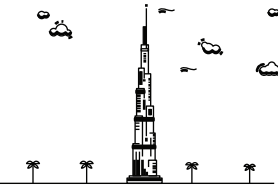
10% ON BOOKING | 30% DURING CONSTRUCTION

PAYMENT PLAN

60% ON HAND OVER



Sunset & Sea View



Burj Khalifa & Downtown View



Sea & Dubai Island View



Sunrise & Direct Sea View

Floor Plan: 1. All dimensions are in imperial and metric and measured from finish to finish excluding construction tolerance. 2. All material, dimensions and drawings are approximate only. 3. Information is subject to change without notice at developer's absolute discretion. 4. Actual area may vary from the stated area. 5. Drawings are not to scale. 6. All images used are for illustrative purpose only and do not represent actual size, features, specification, fittings and furnishings. 7. The developer reserves the rights to make revisions / alterations, at its absolute discretion, without any liabilities whatsoever.



Unit # 01 : 3BR Type 7  
 Apartment Area : 1,746 Sq.Ft  
 Balcony : 355 Sq.Ft.  
 Total Area : 2,101 Sq.Ft.

Sunset & Sea View

Burj Khalifa & Downtown View



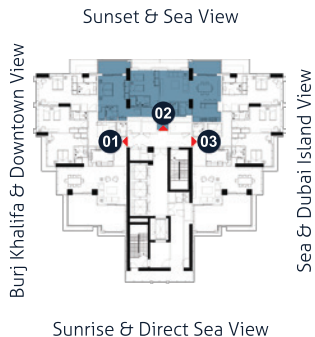
Sea & Dubai Island View

Sunrise & Direct Sea View



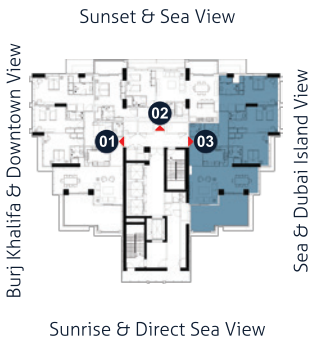


Unit # 02 : 2BR Type 5(A)  
 Apartment Area : 1,209 Sq.Ft.  
 Balcony : 180 Sq.Ft.  
 Total Area : 1,389 Sq.Ft.





Unit # 03 : 3BR Type 7  
 Apartment Area : 1,752 Sq.Ft  
 Balcony : 353 Sq.Ft.  
 Total Area : 2,104 Sq.Ft.





25<sup>th</sup> Floor


10% ON BOOKING | 30% DURING CONSTRUCTION

PAYMENT PLAN

60% ON HAND OVER



Sunset & Sea View



Burj Khalifa & Downtown View



Sea & Dubai Island View

Sunrise & Direct Sea View





Sunset & Sea View



Burj Khalifa & Downtown View

Sea & Dubai Island View

Sunrise & Direct Sea View



Unit # 01 : 3BR Type 8  
 Apartment Area : 1,873 Sq.Ft  
 Balcony : 555 Sq.Ft.  
 Total Area : 2,429 Sq.Ft.



Sunset & Sea View

Burj Khalifa & Downtown View



Sea & Dubai Island View

Sunrise & Direct Sea View



Unit # 02 : 3BR Type 8  
 Apartment Area : 1,876 Sq.Ft  
 Balcony : 555 Sq.Ft.  
 Total Area : 2,431 Sq.Ft.

## SOME OF OUR PAST PROJECTS




Marina Crown - Marina



Emirates Crown - Marina



University View - DSO



Emerald Residence - Marina



Hessa Views - JVC



Four Pearls - Palm Jumeirah



Commercial Building - Umm Al Sheif




O2 Residence - JLT




Jash Hamad - Palm Jumeirah



England Cluster  
International City



Icon Tower I - JLT



Icon Tower II - JLT

WITH A PROUD HERITAGE OF OVER 50 YEARS  
REAL ESTATE DEVELOPMENT, INVESTMENT & MANAGEMENT



**For Enquiry 04 303 9333 | [www.rivaresidence.net](http://www.rivaresidence.net)**